

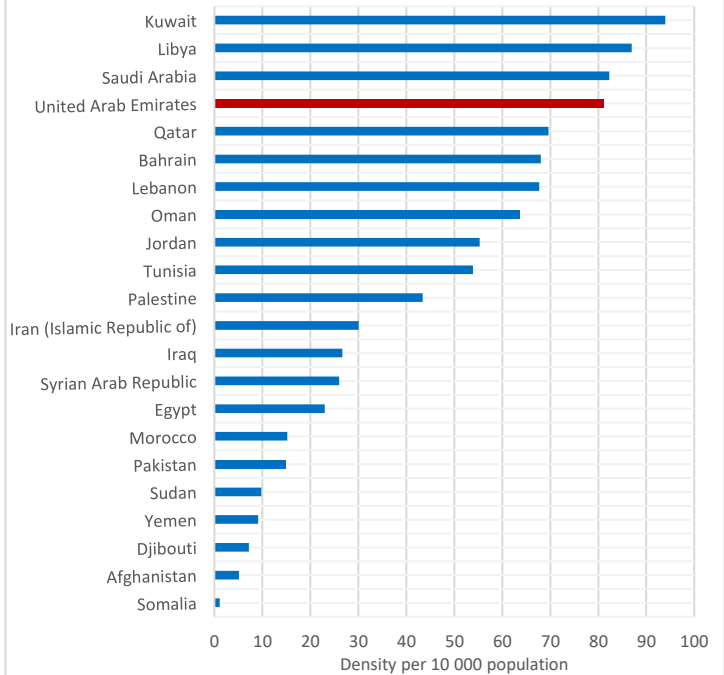
Health workforce snapshot

UNITED ARAB EMIRATES

UNITED ARAB EMIRATES AT A GLANCE

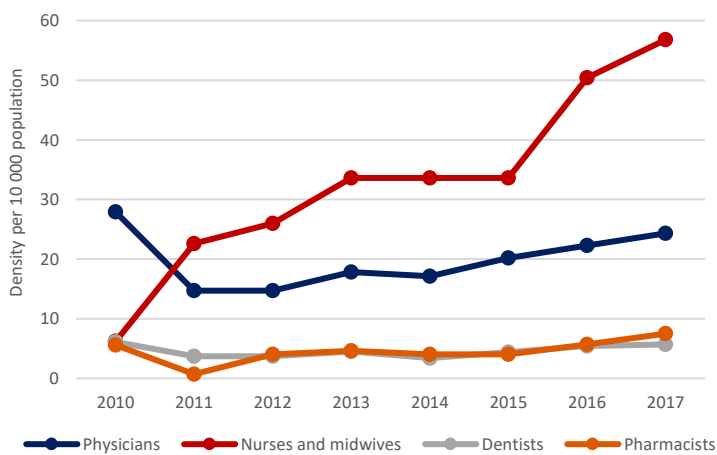
Total population (2017) ¹	9 121 167
Gross national income per capita (US\$, 2018) ²	75 440
Per capita current health expenditure (US\$ 2017) ²	1 323
Government health expenditure as % of general government expenditure (2016) ¹	10.1
Out-of-pocket expenditure as % of current health expenditure (2016) ²	18.6
Universal health coverage index (2017) ³	76
Maternal mortality per 100 000 live births (2017) ⁴	3
Under-5 mortality per 1000 live births (2017) ⁵	7.6
Births attended by skilled health personnel (%) (2017) ⁵	100
Raised blood glucose (% , 18+ years) (2018) ⁶	11.8
Raised blood pressure (% , 18+ years) (2018) ⁶	28.8
Hepatitis B incidence rate per 100 000 (2017) ⁵	23.8

Density of physicians, nurses and midwives in countries of the Region (2017)



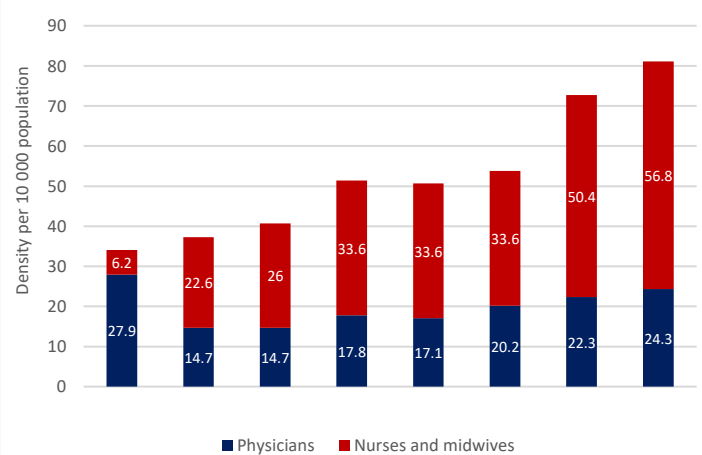
Source: Eastern Mediterranean Health Observatory.

Density of selected health professionals (2010–2017)



Source: Eastern Mediterranean Health Observatory.

Density of physicians, nurses and midwives (2010–2017)



Source: Eastern Mediterranean Health Observatory.

KEY FACTS

- The number of female health graduates is higher than males, which shows the great contribution of females in the health sector of the United Arab Emirates.
- There is a shortage of male nurses in the health workforce.
- The skill mix has improved over the past decade, with the ratio of nurses and midwives to physicians increasing to 2.34.⁷

