



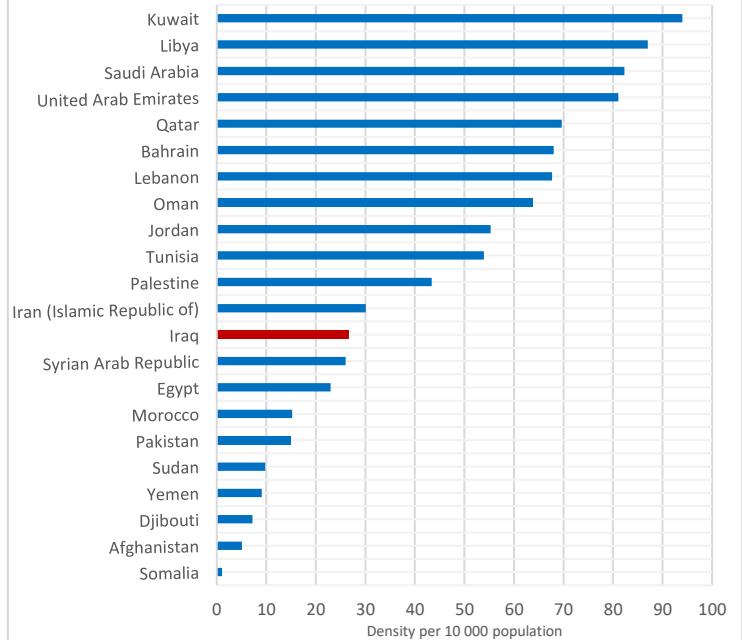
Health workforce snapshot

IRAQ

IRAQ AT A GLANCE¹

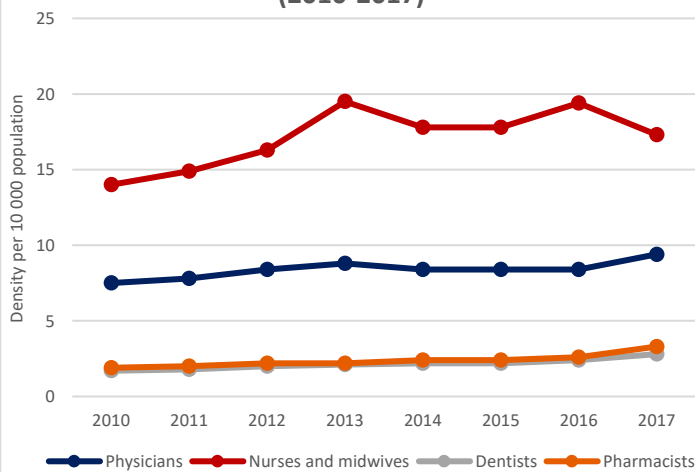
Total population (2018) ²	38 124 182
Gross national income per capita (US\$, 2018) ³	17 290
Unemployment (% of total labour force) (2018) ³	7.9
Per capita current public health expenditure (US\$ 2018) ²	95.6
Government health expenditure as % of general government expenditure (2018) ²	1.5
Out-of-pocket expenditure as % of current health expenditure (2017)	78.5
Universal health coverage index (2015) ⁴	63
Number of refugees (2016)	261 882
Number of internally displaced persons (2019) ⁵	1 414 632
Maternal Mortality per 100 000 live births (2017)	50
Under 5 mortality per 1000 live births (2017)	30
Births attended by skilled health personnel (%) (2017)	91.5
Raised blood glucose (% , 18+ years) (2017)	17.4
Raised blood pressure (% , 18+ years) (2017)	25.2
Hepatitis B incidence rate per 100 000 (2017)	100

Density of physicians, nurses and midwives in countries of the Region (2017)



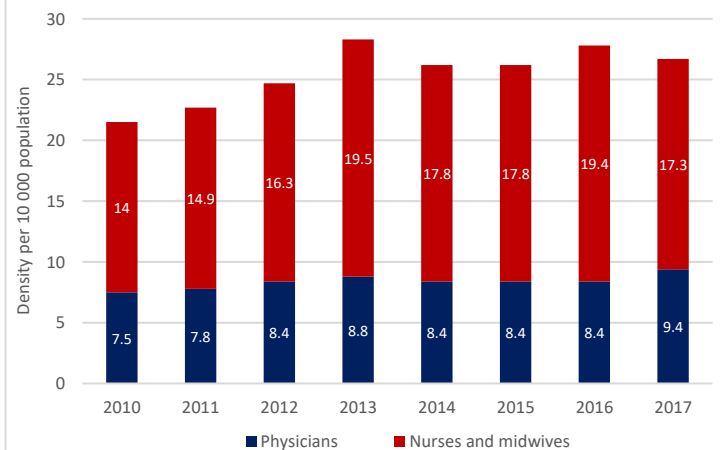
Source: Eastern Mediterranean Health Observatory.

Density of selected health professionals (2010-2017)



Source: Eastern Mediterranean Health Observatory.

Density of physicians, nurses and midwives (2010-2017)

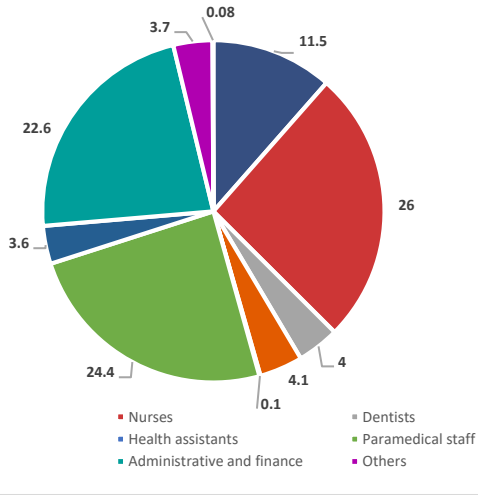


Source: Eastern Mediterranean Health Observatory.

KEY FACTS

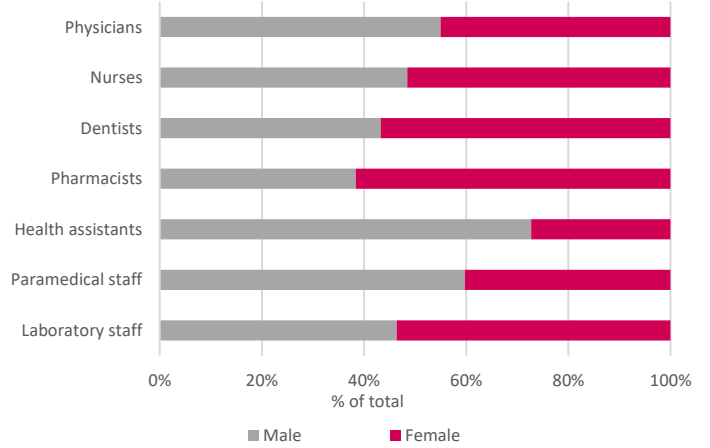
- Health workforce composition shows a deficit of qualified general and specialist physicians, nurses, midwives and support staff.
- Wide variation between governorates in the density of health workforce further worsens the situation.
- Dual practice is common and unregulated.
- Physicians are the only cadre with legislative recognition. Commonly, the title of “nurse” is arbitrarily assigned to workers who are not qualified nurses.
- Only 30% of nurses are educated to diploma or degree level; the remaining 70% are educated to secondary school level or lower.⁵
- Gaps exist in data on graduates from all cadres, which makes it difficult to obtain a clear picture of production capacity.
- A Council for Accreditation of Medical Schools has been created and has developed guidelines including relevant standards.
- There are 28 medical colleges in Iraq, 27 of which are public. Every governorate has at least one medical college.

Distribution of health workforce by professions (2018)



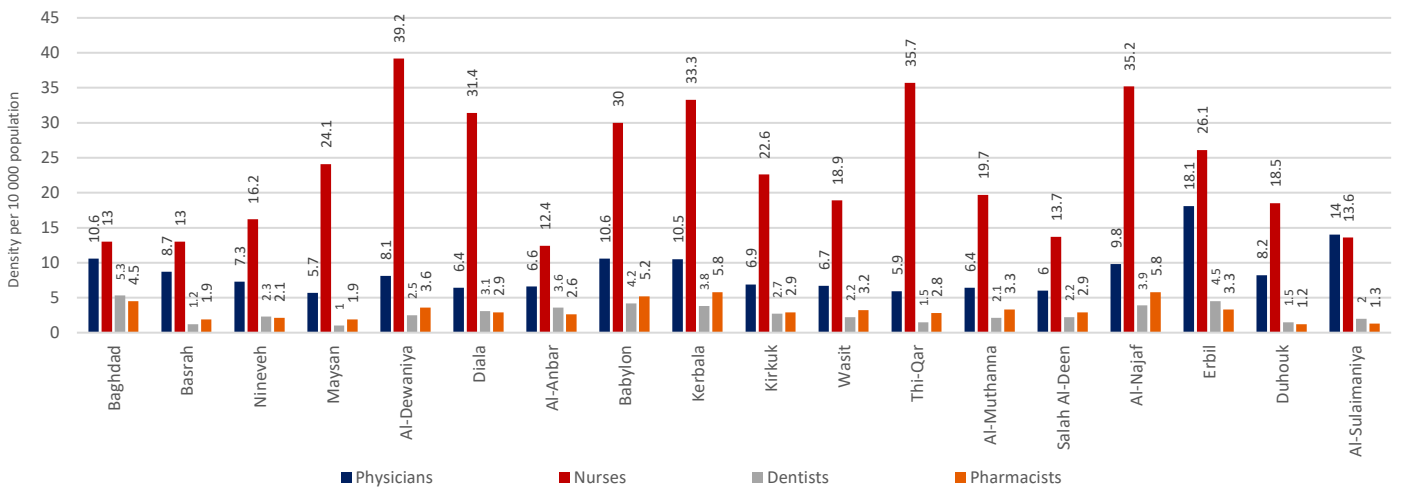
Source Annual statistical report 2018. Ministry of Health/Environment, Republic of Iraq.

Gender distribution of health workforce (2018)



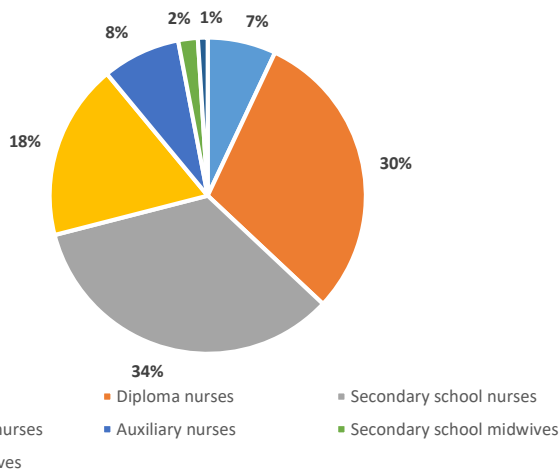
Source: Annual statistical report 2018. Ministry of Health/Environment, Republic of Iraq.

Density of selected health professionals by governorate (2018)



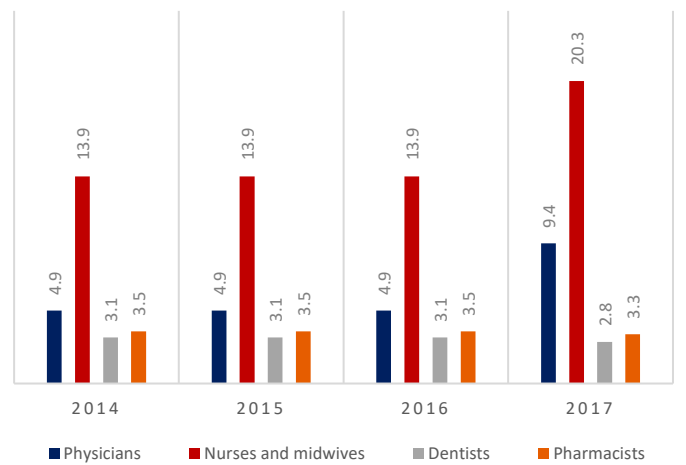
Source: Annual statistical report 2018, Ministry of Health and Environment, Republic of Iraq.

Nurses and midwives by education level (2017)



Source: Iraq nursing and midwifery strategy and action plan (2017–2027).

Density of graduates per 100 000 population (2014-2017)



Source: Eastern Mediterranean Health Observatory.

1. Eastern Mediterranean Health Observatory [online data repository]. Cairo: WHO Regional Office for the Eastern Mediterranean (<https://rho.emro.who.int/data-r>, accessed 15 December 2019).
2. Annual statistical report 2018. Ministry of Health/Environment, Republic of Iraq; 2018.
3. The World Bank, 2018 data [online]. Washington (DC): The World Bank; 2018 (<https://data.worldbank.org/indicator/NY.GNP.PCAP.PP.CD?locations=OM>, accessed 15 December 2019).
4. Tracking universal health coverage: 2017 global monitoring report. Geneva and Washington (DC): World Health Organization and International Bank for Reconstruction and Development/The World Bank; 2017 (<https://apps.who.int/iris/bitstream/handle/10665/259817/9789241513555-eng.pdf?sequence=1>, accessed 5 November 2019).
5. IOM Displacement Tracking Matrix (DTM): Iraq mission [online]. International Organization for Migration; 2019 (<http://iraqdtm.iom.int/>, accessed 2 March 2020).
6. Iraq nursing and midwifery strategy and action plan (2017–2027). Ministry of Health/Environment, Republic of Iraq.